

**ART SINK (Inset & Fascia)**

**Product Code** ARTSINST  
ARTSFAC

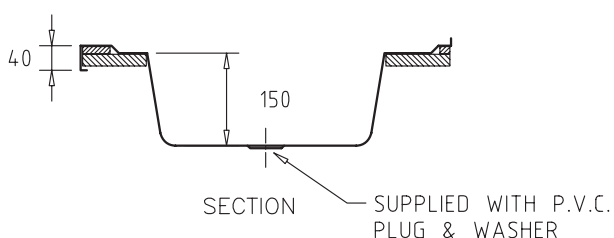
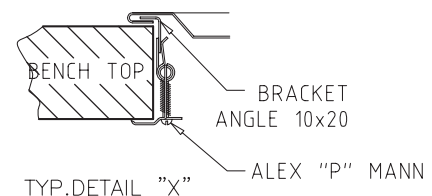


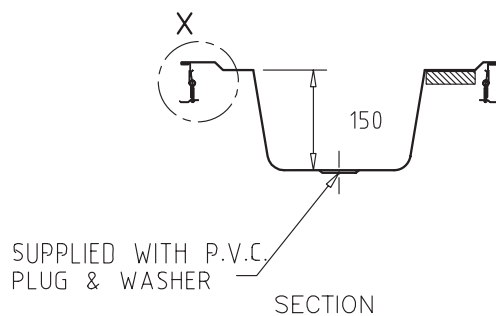
**Features and benefits**

- Fully fabricated construction
- Internal radius corners
- PVC plug and waste
- Rear tap landing
- Inset or fascia models

**Product information**

Woodroffe Art Sinks are specifically designed for use in schools art facilities. They are available in inset bench mount or free standing fascia models, and incorporate full internal radius corners and a large rear landing for tapware.

There is a select range of standard sizes all available on short lead times.



**WOODROFFE**  
EQUIPMENT AUSTRALIA  
A Hills Company



Woodroffe Equipment Australia  
Toll free Ph 1300 361 053  
Toll free Fax 1300 139 707  
www.woodroffe.com.au